

McDonnell Douglas F-15C, California Air National Guard, 194FS / 144FW

The McDonnell Douglas F-15C Eagle is the air superiority fighter version of the F-15 Eagle family.

MODEL KITS

In 1/72 scale good F-15C plastic model kits are: Academy, Fine Molds, Great Wall Hobby, Platz and Hasegawa. There are also older kits.

PAINT SCHEME

In 2018 an F-15C of the California Air National Guard 194th Fighter Squadron of the 144th FW sported this very nice scheme. This was to celebrate the 75th unit anniversary. This F-15C Eagle serial 84-0004 is based at Fresno, Ca. The basic camouflage paint scheme is in FS36176 and FS36251 grays. The areas near the exhausts are metal.

The lower wing tips are yellow, match the paint with the yellow decals. The yellow bands needs trimming.

This aircraft seems to have the smaller stencilling NO STEPS at the leading edge and the NO STEP "honeycombs" at the trailing edges and stabilizers. And some stencilling on the lower fuselage.

The smaller stencilling are to be used from the kit.

DECAL SYSTEM and APPLICATION

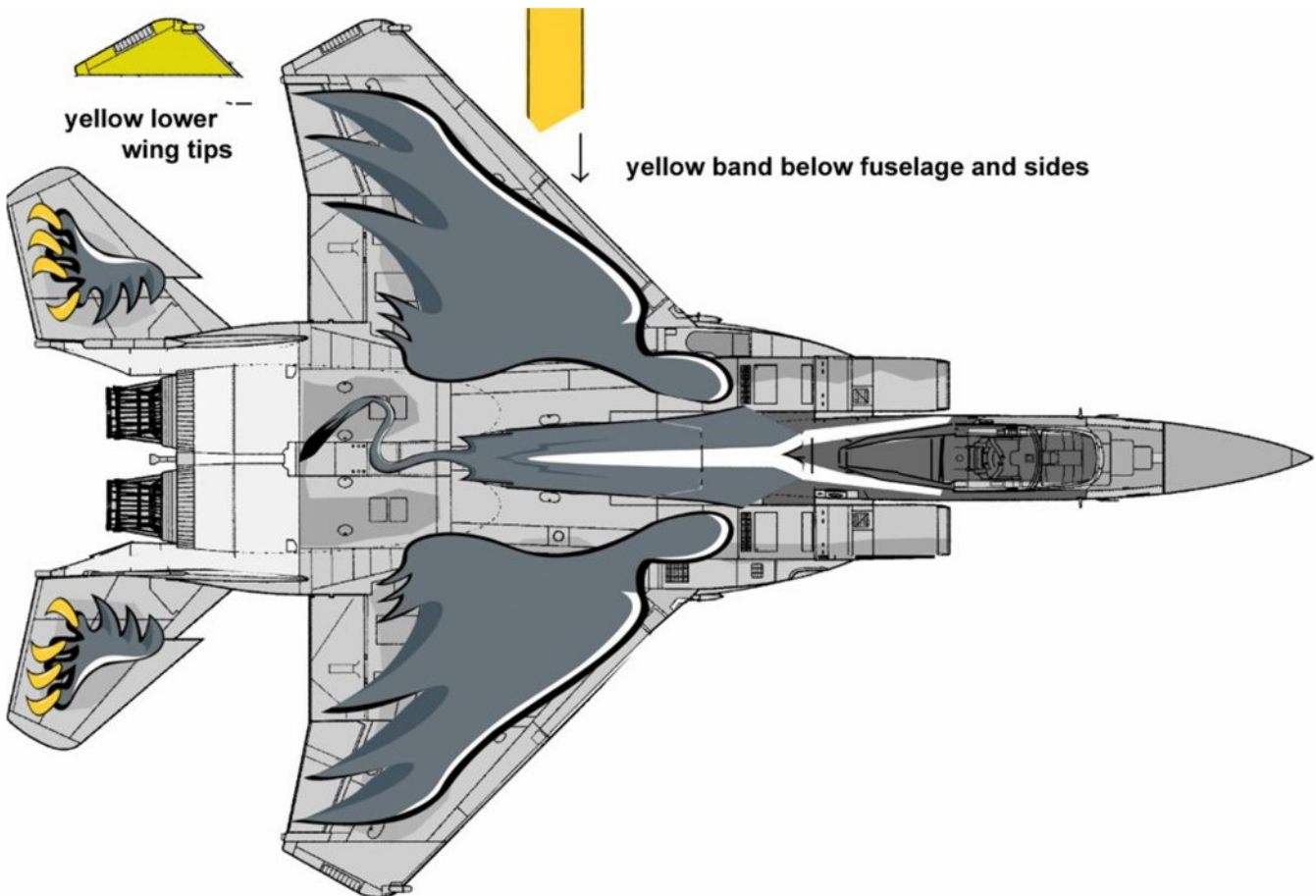
The decal set has **2 parts**: a transparent and a white sheet. Each sheet has ONE continuous laser print film, so EACH decal needs to be cut out with fine scissors. No other prior decal preparation is needed. Each cut out decal can be applied as usual after soaking it a short while in water.

Some decals on transparent part 1 may have a white separate decal for better coverage, often indicated with an "arrow"; set the white underlying decal on the model and than the other on top.

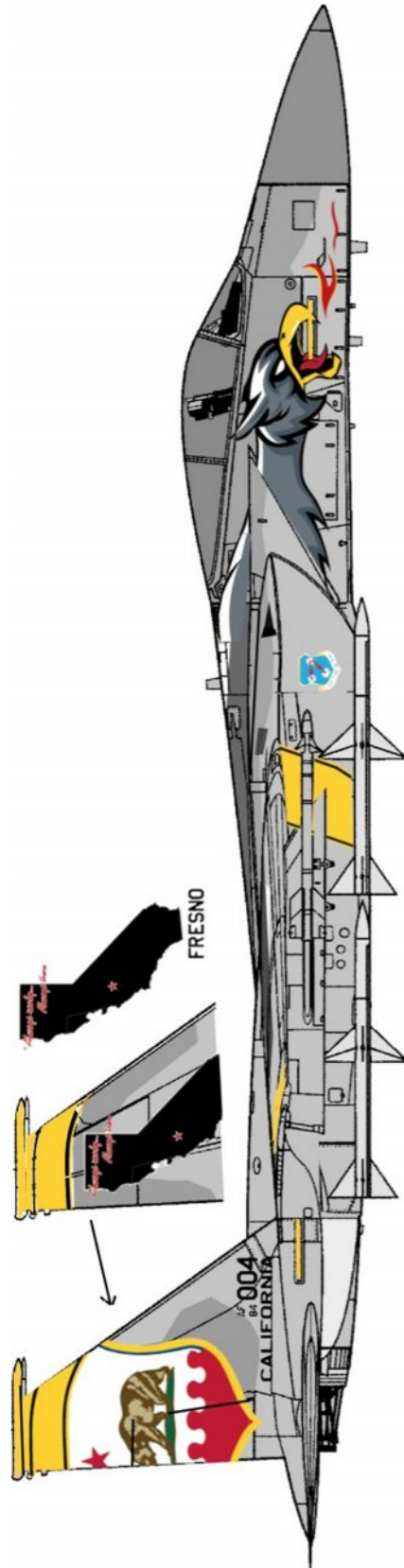
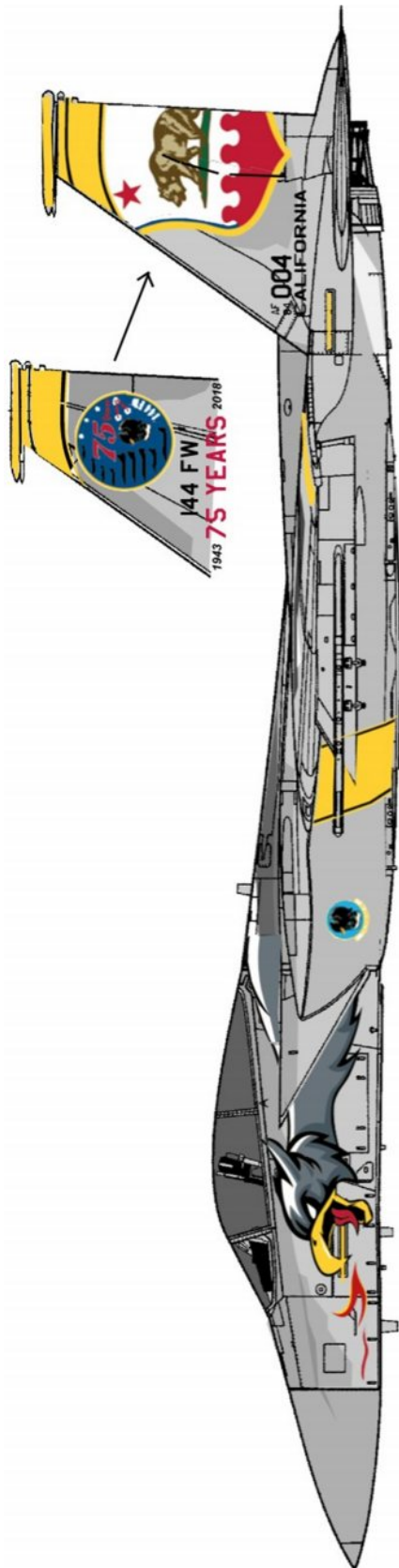
The decals on part 2 are all printed on white for better coverage on the model. Cut out very carefully slightly on the insides of each decal border to avoid tiny white disturbing edges.

Decals are EXTREMELY THIN, so slide off from the wet backing sheet on a horizontally held GLOSSY model surface. Do not use tweezers! They will fold doubled!

After all decals have been applied, finish the model with your preferred final gloss, matt or semi-matt varnish coats. This will also protect all the decals.



Apply basic F-15C standard camouflage paint scheme first before setting any other decals



F-15C, California Air National Guard, 194th Fighter Squadron of the 144th FW

Please visit website: www.aircraftinplastic.com



© copyright 2024