

# Dornier Do-28D Skyservant of the World Police Forces: **Somalia**, **Thailand**

( 1/72 scale, other scales possible )

## HISTORY

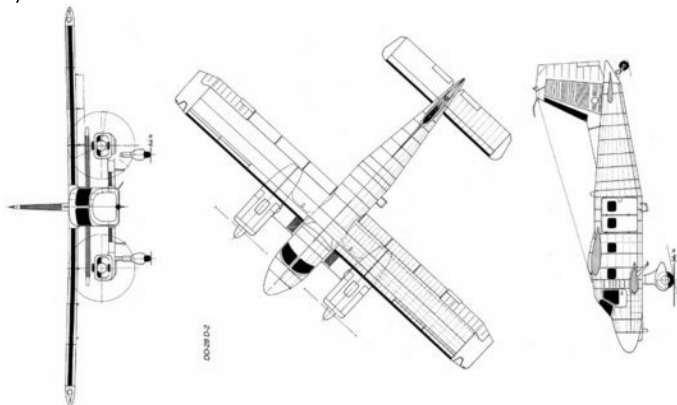
The German company Dornier designed a series of light transport and utility propeller aircraft after the Second World War with STOL capabilities like the Do-27, Do-28 and Do-28 Skyservant. The Do-28 is small twin turboprop utility aircraft that had 2 versions. The Do-28 A/B first flew in 1959 with some 120 manufactured. Then followed the Do-28D named Skyservant with different configuration that first flew in 1966 and later improved as D1 and D2. The Skyservant was flown in over 30 countries in civil and military roles and some 170 were manufactured.

## CAMOUFLAGE AND SCHEMES

There is a large variety in Dornier schemes as used by various World air- and government support- forces. It is strongly recommended to study photos in books and internet to pick a particular Dornier and on websites finding a photo is not that difficult. Particular suggestions of each scheme on this decals sheet are also provided.

The precise scheme colours used by a particular Dornier are often unknown. On the decals sheet there may be some small spare decals. The rear emergency break panel has often red corner markings, these are on the sheet as are propeller markings.

On the decals sheet some "white markings" may be provided separately that need to be combined with other decals on the sheet to form a complete marking, particularly for national insignia. Apply first the coloured marking and on top the white outlined marking, align symmetrical.



## DECAL APPLICATION

The decal sheet has ONE continuous print film, so each decal needs to be cut out with fine scissors. No other prior decal preparation is needed.

Each cut out decal can be applied as usual after soaking it a short while in water. Decals are EXTREMELY THIN, so slide off from the wet backing sheet on a horizontally held GLOSSY model surface. Do not use tweezers! They will fold doubled!

**Note** that a decal that contains a white section is often split in two parts. To apply the full decal marking, first set the white decal section at correct position and on top of that the coloured section. On the decals sheet you will often see an "arrow" to indicate this way of application (on white surfaces, the white section is not needed).

After all decals have been applied, finish the model with your preferred final gloss, matt or semi-matt varnish coats. This will also protect all the decals.

## MODEL KITS

In 1/72 scale Matchbox from the U.K released a Do-28D-2 Skyservant in 1974 as kit #PK-107. The same kit was also released later by Revell Germany in several releases with different decals as kit#4397, 40102 and 04193.

This decals sheet has markings for the first version: the Do-28D-1 with a simple wing and wing fences.

For the Do-28D-1 model in 1/72 convert the Matchbox/ (Revell released) kit:

- fill the wing slots and make wing span 50cm smaller, so remove 2x 3,5 millimeter at tips in 1/72.
- add 4 wing fences
- sand nacelle ends "a bit pointier".

(Later the Do-28D-2 came with some modifications: another internal cabin layout and higher take-off weight. It got redesigned flaps and the D-1 wing fences were removed and now fitted were fixed leading edge slots on the outboard wing. So check out the details on the particular Dornier. Note that the pitot tube is situated at the top of the vertical tail).

## REFERENCES

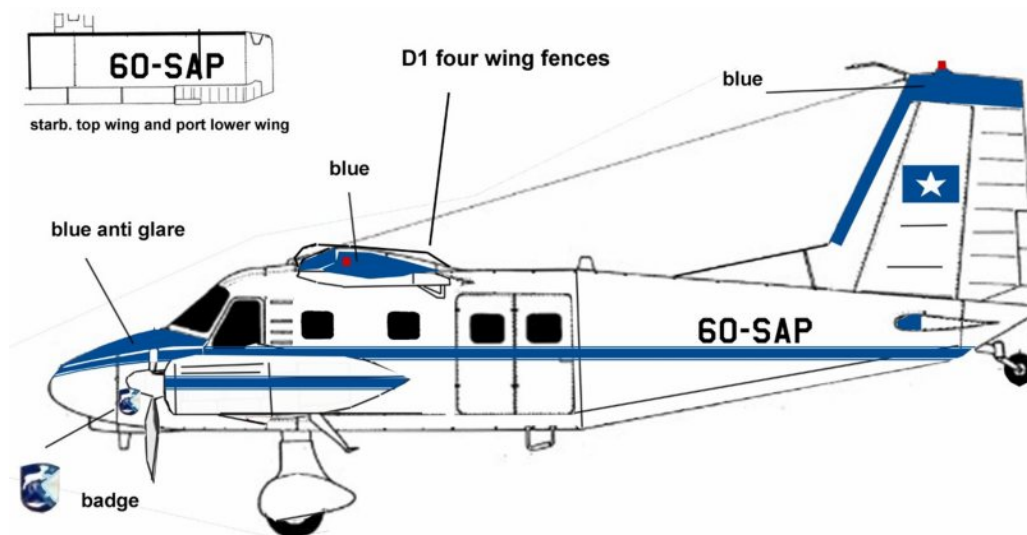
My website [AircraftinPlastic.com](http://AircraftinPlastic.com) can help building your model.

On internet, it is easy to find photos by searching.



Reference: [Scalemates.com](http://Scalemates.com)

## Somalia Police Air Wing



[A] Do-28D-1 coded 60-SAP c/n 4052 of the Somalia Police Air Wing seems to have been flying from 1973. Somalia is in North East Africa. (it was seen unflyable in 1993 at Mogadishu).

Symmetrical scheme.

Overall colour is gloss white with blue cheat lines. Also cheat lines on the nacelles.


The leading edges of the vertical tail, wing and horizontal stabilizers were not black but also blue painted. Anti-glare panel is also blue as are the tips of the wing and stabilizers and tail.

Propeller blades are light grey with white-light grey-white stripes. Propeller central tip blue (but no spinners).

Nose badges on both sides (on white background).

**For the Do-28D-1 model in 1/72, see notes on first page.**

## Royal Thailand Police



[B] Do-28D-1 c/n 4015 numbered 1815 of the Royal Thailand Police was flown in the 1970s and 1980s. Main base was at Don Muang. (sister plane 1815 was similar but cheat lines at rear a bit different).

Symmetrical scheme.

Overall colour is gloss white with brown cheat lines on the fuselage only so NOT on nacelles. (no anti-glare panel and no black de-icing edges were seen).

Propeller blades are black with yellow tips. Propeller spinners fitted and are white.

Nose badges on both sides on yellow background so add yellow base decal first.

ROYAL THAI POLICE text at rear port fuselage below cheat line instead of the Thai letters seen at starboard.

**For the Do-28D-1 model in 1/72, see notes on first page.**

Please visit website: [www.aircraftinplastic.com](http://www.aircraftinplastic.com)

