

General Dynamics/ Lockheed F-16 in Asia PART 1: Singapore F-16C

For 1/32 scale (other scales possible)

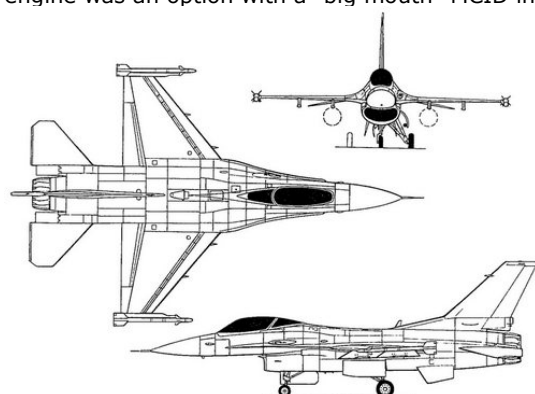


F-16 Fighting Falcon



HISTORY

The American Light Fighter competition in the 1970s led to the General Dynamics F-16 program and the first YF-16 flew 30 years ago in January 1974. It was selected as winner as opposed to the Northrop YF-17 and the F-16A fighter and F-16B trainer went into series production. Since that time the F-16 has appeared in many sub-variants. For the F-16 the Block number is the main indicator of the type of the F-16 airframe, as several distinct variants of the aircraft are covered by the same model suffix letter. Early F-16As were produced to Block 1, 5 and 10 and 15 standards. Various modification standards within the same block numbers are identified by an added letter e.g. for example Block 15A, 15B etc. The next main variant was the F-16C. Initially the Pratt and Whitney F100 engine was used with a standard air intake but later also General Electric F110 engine was an option with a "big mouth" MCID intake.



Even in the 2000's new F-16 variants were developed fitted with sophisticated avionics capable of firing and dropping advanced weaponry. Weights increased and beefed up gear and structures were needed. To increase range on some variants a pair of conformal fuel tanks CFT could be fitted on the mid fuselage section and to accommodate systems a thicker long spine fairing.

MODEL KITS

In 1/32 scale several F-16 kits have appeared over the years:

F-16A by Revell and Hasegawa
 F-16AM by AFV club based on Academy kit
 F-16B two seater by AFV club based on Academy kit
 F-16C by Tamiya, Academy (and old Revell, Hasegawa)
 F-16D two seater by Hobbytime based on Academy kit
 KF-16D two seater by Academy
 F-16I two seater by Academy
 F-16N by Revell

Depending on the specific variant/ Block number a specific kit may be needed with still some modifications and extra's. Check engine type and intake configuration: P&W F100 with std intake or GE F110 with larger MCID intake.

DECAL APPLICATION

The decal sheet has ONE continuous print film, so each decal needs to be cut out with fine scissors. No other prior decal preparation is needed.

Note that a decal that contains a white section is often split in two sections. To apply the full decal marking, first set the white decal section at correct position and on top of that the coloured section. On the decals sheet you will often see an "arrow" to indicate this way of application (on white surfaces, the white section is optional).

Each cut out decal can be applied as usual after soaking it a short while in water. tweezers! They will fold doubled! Decals are EXTREMELY THIN, so slide off from the wet backing sheet on a horizontally held GLOSSY model surface.

After all decals have been applied, finish the model with your preferred final gloss, matt or semi-matt varnish coats. This will also protect all the decals.

NOTES:

Only the specific air force decals are provided on the decals sheet. The smaller stencils and service markings are to be obtained from the kit or spares box. Walkway lines may also vary in colour.

There are quite some variations in the RESCUE markings on the cockpit sides, sometimes on the decals sheet a specific style may be provided.

REFERENCES

Many F-16 books have been published.

On internet it is very easy to find photos by searching.

A great source on internet is: <https://www.f-16.net/>

Also on my website a lot of information and models can be found:

<https://aircraftinplastic.com/models/F16-32/f16-32.htm>



**FOR SINGAPORE AIR FORCE F-16D Block 52:
 DECALS SHEET AIPD-168 IS SEPARATELY AVAILABLE**

Singapore Air Force

Singapore is an island city state republic and became independent from Britain in 1963. A Singapore air defense command was established and renamed air force in 1975. The Singapore air force obtained their first 4 F-16A and 4 F-16B way back in 1988 under the U.S. Peace Carvin I program. The F-16A was used by the aerial demonstration team "Black Knights" as well. In 1998 delivery followed under Peace Carvin II for 18 F-16C and 10 F-16D Block 52 aircraft. Some additional aircraft were also leased from the USAF. Starting in year 2000 Peace Carvin III and IV newer aircraft were delivered with 10 F-16C and 22 F-16D Block 52. These are flying from Tengah AFB, Singapore with a training detachment at Luke AFB, Arizona, USA.

F-16C block 52 has the Pratt and Whitney F100-PW-229 engine with standard intake.

Singapore F-16 have *probably* these grey colours:

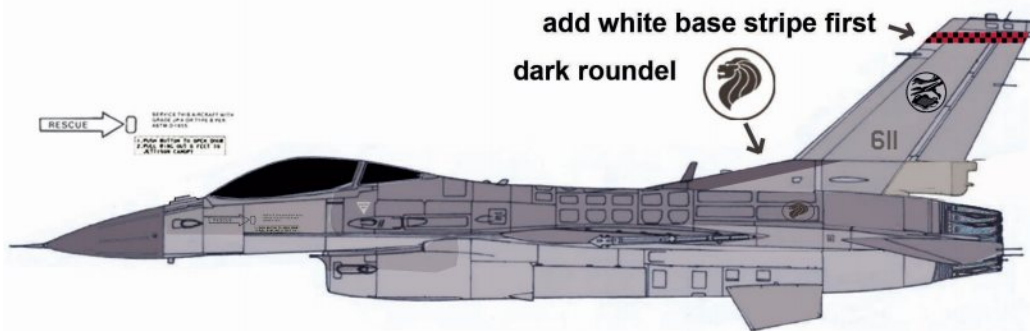
FS36375 on lower surfaces; any pylons and wing fuel tanks;

FS36320 on forward fuselage, small top area of intake, vertical tail and fuselage sides in front of stabilizers.

FS36118 on upper surfaces of wing, stabilizers and mid and rear fuselage;

FS36270 lower belly fins, radar nose, intake lip "ceiling", wing tip launchers;

The stencillings and walk way lines are probably medium grey. Two national insignia rear fuselage and none on wing. RESCUE markings on nose are probably dark grey. Ejection seat triangles medium grey (add white base triangle decal first and than the grey triangle).



[A] F-16C Block 52 of the Singapore Air Force coded 611 of no.140 squadron "Osprey". It has the Pratt and Whitney F100 engine with standard intake.

Set the white base tail stripe followed by the red-black checkered pattern decal.

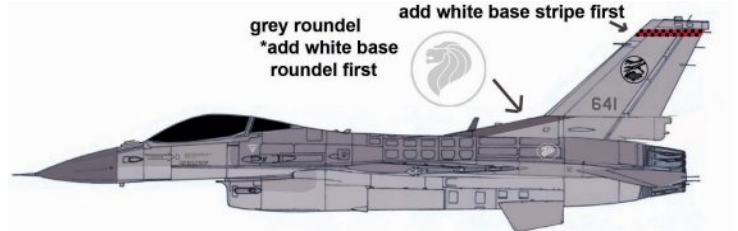
This particular aircraft has black national insignia, one on each rear fuselage on each side facing forward. (no insignia on wing).

OTHER CODES ARE ALSO ON THE DECALS SHEET

[B] F-16C Block 52 of the Singapore Air Force coded 641 of no.140 squadron "Osprey".

Set the white base tail stripe followed by the red-black checkered pattern decal.

This aircraft has two light grey national insignia, one of each rear fuselage side (set the white base decal and than the light grey decal on top).



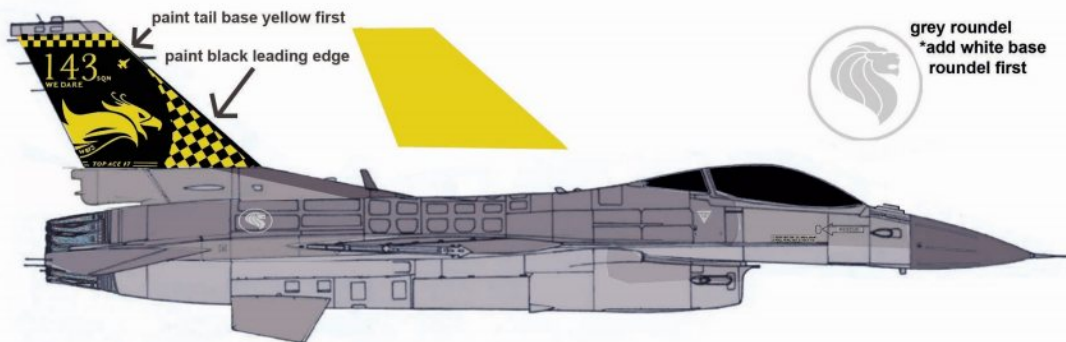
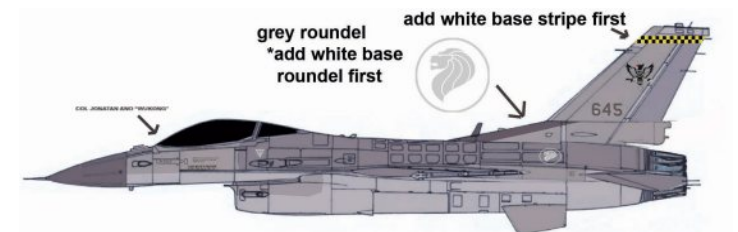
[C] F-16C Block 52 of the Singapore Air Force coded 645 of no.143 squadron "Phoenix".

Pilot name "Wukong" on port canopy frame.

Has two light grey national insignia.

Set the white base tail stripe followed by the yellow-black checkered pattern decal.

Note the squadron badge (set the white base decal first and than the coloured portion).



[D] F-16C Block 52 of the Singapore Air Force of no.143 squadron "Phoenix" with special Top Ace markings on both tail sides. The code is unknown.

Paint the tail yellow (about FS13655) before setting the special black decals. Paint tail leading edge black. Has two light grey national insignia.