

Short Skyvan SC.7 Indonesia

"Tentara Nasional Indonesia Angkatan Udara" (TNI-AU)

For 1/72 scale but others scales like 1/144 possible

HISTORY

The Short SC.7 Skyvan is a British 19-seat twin-turboprop aircraft first flown in 1963. It was manufactured by Short Brothers in Belfast, Northern Ireland. It had a box like fuselage with rear ramp to load cargo. It has a basic rugged design and STOL capabilities. The Skyvan was used by small local airlines, and also by many smaller air forces across the Globe. Some 149 Skyvans were manufactured. The 3M is a military version with higher take-off weights.

Antenna configurations may vary and some have an extended bubbled nose with weather radar. Some Skyvans had a rear passenger door and extra cabin windows retaining the same basic fuselage.

MODEL KITS

In 1/72 scale Airfix released a Skyvan 3M injection moulded kit in 1974 as kit 04018 and until 2002 with a few re-releases.

In 1/144 scale Eastern Express has a few kits as well as Welsh.

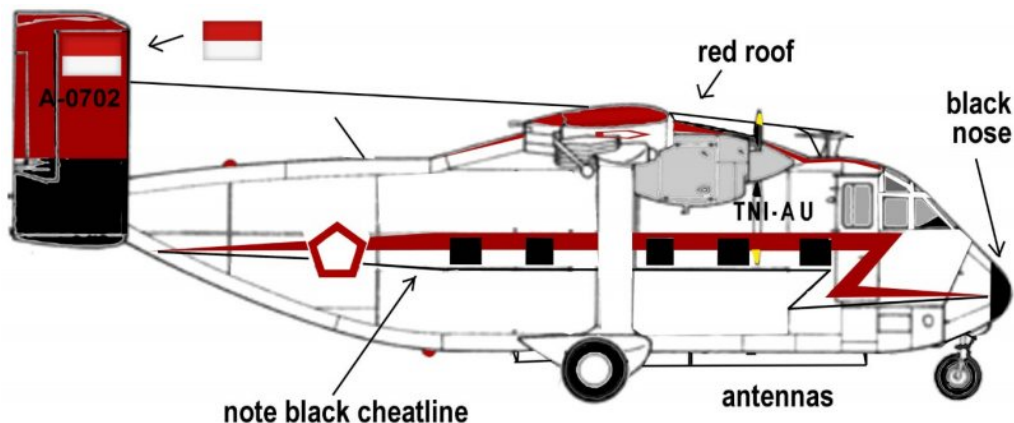
DECAL APPLICATION

The decal sheet has ONE continuous print film, so each decal needs to be cut out with fine scissors. No other prior decal preparation is needed.

Note that a decal that contains a white section is often split in two sections. To apply the full decal marking, first set the white decal section at correct position and on top of that the coloured section. On the decals sheet you will often see an "arrow" to indicate this way of application (on white surfaces, the white section is optional).

Each cut out decal can be applied as usual after soaking it a short while in water. Decals are EXTREMELY THIN, so slide off from the wet backing sheet on a horizontally held GLOSSY model surface. Do not use tweezers! They will fold doubled!

After all decals have been applied, finish the model with your preferred final gloss, matt or semi-matt varnish coats. This will also protect all the decals.



see also next page

Skyvan TNI-AU

The Indonesia Air Force "Tentara Nasional Indonesia Angkatan Udara" (TNI-AU) used 3 Skyvans and the first arrived in 1971.

[A] Skyvan SC7-3M-400 with serial SH1881 with code A-0702 is overall gloss white with red upper fuselage areas. It has red cheat lines, black striping and black trim. The scheme is symmetrical.

Natural metal front engine nacelles and propeller spinners. Propeller blades tyre-black with yellow tips.

Gloss black areas on the lower vertical tails outside and inside. Upper vertical tails gloss red outside and inside. Dull black nose (but probably no radar).

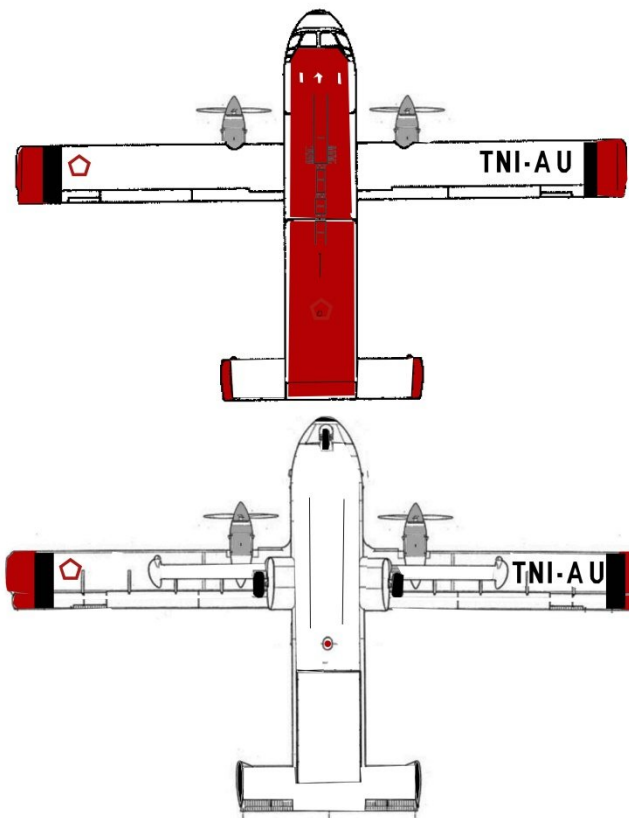
The flags are on outsides of the vertical tail. They probably have a tine border, set the white base squares first.

National insignia on lower starboard wing and upper port wing. It is unclear if any large registration codes are situated on upper starboard wing tip and lower port wing tips but it is probable. (decals are provided).

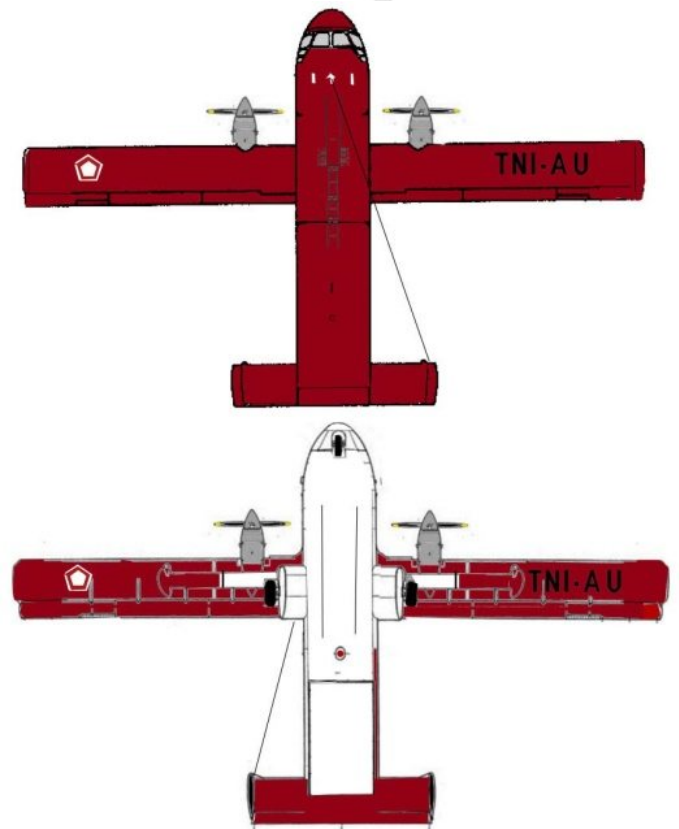
The walk way lines running from cockpit to mid fuselage-wing on the upper fuselage are black outlines (decals are provided).

The aircraft has a sprite antenna on the upper fuselage and antenna wires between masts below the forward fuselage. A single long antenna wire runs from starboard tail leading edge tot mast above cockpit.

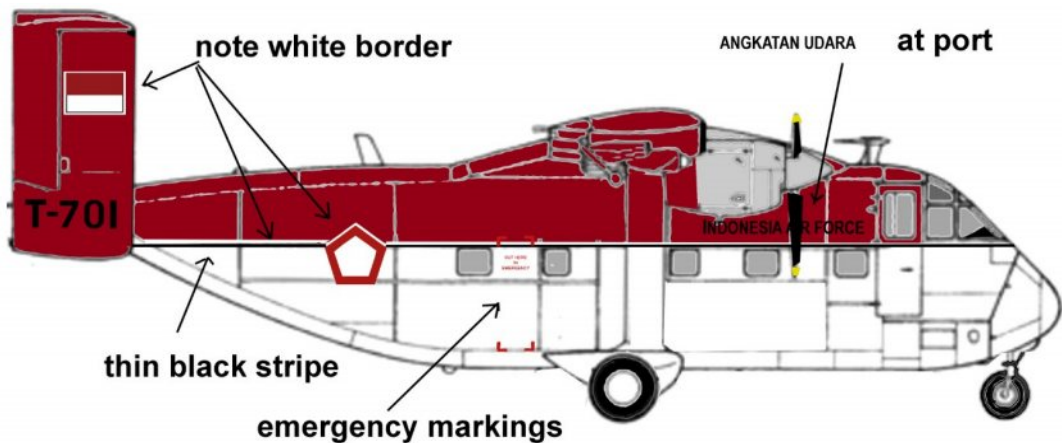
The cheat lines are sized to fit the 1/72 Airfix kit window rows and the kit has the appropriate window layout. No emergency markings were seen.



Scheme [A]



Scheme [B]



[B] Skyvan SC7-3M-400 with serial SH1871 and code T-701 has a white lower fuselage. The rest are red areas on probably the entire wing and tailplanes and tail fins. The struts seem to be partly red. There is a thin black cheat line above the cabin windows with a white edge. This need careful masking and painting.

The scheme is symmetrical except for the black titles behind the cockpit: at starboard INDONESIA AIR FORCE and ANGKATAN UDARA at port. Natural metal front engine nacelles and propeller spinners. Propeller blades tyre-black with yellow tips.

The flags are on outsides of the vertical tail. They probably have a fine border, set the white base squares first. It is unclear if large registration codes and white bordered national insignia are situated on the upper wing and lower wing but it is probable. (decals are provided).

The walk way lines running from cockpit to mid fuselage-wing on the upper fuselage are probably black outlines (decals are provided). The aircraft has a blade antenna on the upper fuselage.

The 1/72 Airfix kit has the appropriate window layout and doors. Emergency markings are present.