

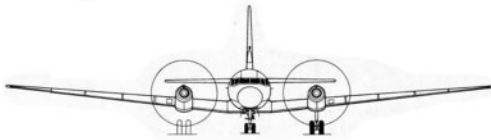
**NAMC YS-11 Air Aruba Dutch Antilles**

Various scales possible for these decals

**HISTORY**

After the Second World War the Ministry of Trade and Industry in Japan wanted to restart the aviation industry with a civil airliner. A special corporation NAMC was set up to develop a pretty large propliner for 64 passengers. This resulted in the YS-11 that first flew August 1962. It was fitted with 2 Roll Royce Dart engines. The type was mostly sold in Japan but also operated by quite a few foreign airlines. YS-11 were also purchased for the Japan military and some used in special roles. Eventually some 182 YS-11 were manufactured.

Length 26,3 m and wingspan 32,0 m. Empty weight about 15,400 kg and MTOW 24,500 kg. Cruise speed 469 km/hr and range about 1000 km with max load.



NAMC YS-11

**AIR ARUBA**

The Dutch Antillean regional airline Air Aruba based on the Caribbean island Aruba was founded in 1986. Their first aircraft were a few YS-11.

Set into passenger service were YS-11 P4-YSA, P4-YSB seen in an overall gloss white scheme. A leased aircraft had registration N904TC. (another YS-11 registered P4-YSC had a different scheme with various red cheatlines).

**MODEL KITS**

In 1/72 scale IMAI from Japan released in 1968 a kit. The mould was improved by BANDAI with quite some kit releases #4601, #8508 and others.

In 1/144 scale Doyusha from Japan and Hasegawa released kits. Otaki had a 1/150 kit.

In 1/200 scale Platz released a few kits.

**DECAL APPLICATION**

The decal sheet has ONE continuous print film, so each decal needs to be cut out with fine scissors. No other prior decal preparation is needed.

Each cut out decal can be applied as usual after soaking it a short while in water. Decals are EXTREMELY THIN, so slide off from the wet backing sheet on a horizontally held GLOSSY model surface. Do not use tweezers! They will fold doubled!

After all decals have been applied, finish the model with your preferred final gloss, matt or semi-matt varnish coats. This will also protect all the decals.

**COLOUR SCHEME Air Aruba**

The decals are for a gloss white YS-11 scheme with medium and dark blue cheatlines. The fuselage, vertical tail, nacelles and gear doors are gloss white. The upper surfaces of the wing and horizontal stabilizers are also *probably* gloss white. It was difficult to interpret photos.

The lower wing surfaces and horizontal stabilizers are *probably* natural metal.

Scheme is symmetrical port and starboard.

Leading edges of outboard wing sections, horizontal tailplanes and vertical tail are mat black. A small section of wing leading edge outboard of each nacelle is still natural metal as is front edge of each nacelle. A silver frame is often present around the cockpit windows.

Propeller spinners are silver metal. Propeller blades are dull aluminium with white tips. Black de-icing edges on propeller blades.

NOTE: the kit may have clear windows. But on the decals sheet are also cabin window decals. The forward fuselage has a first row with 4 windows on both port and starboard. The decals sheet has a 3 window row, add the separate single window at same spacing distance. The long window row decals can than be set. (Some spare window decals are also on the sheet).

Large registration for P4-... on lower port wing.

**REFERENCES:**


Internet websites:

Wikipedia:

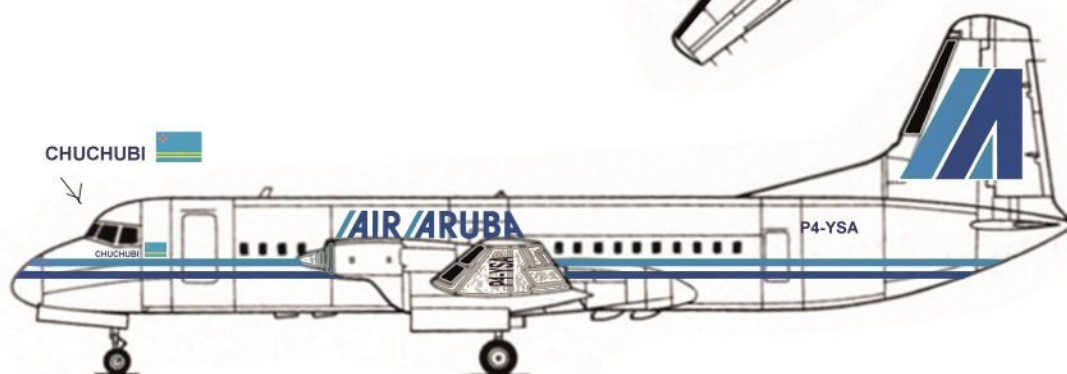
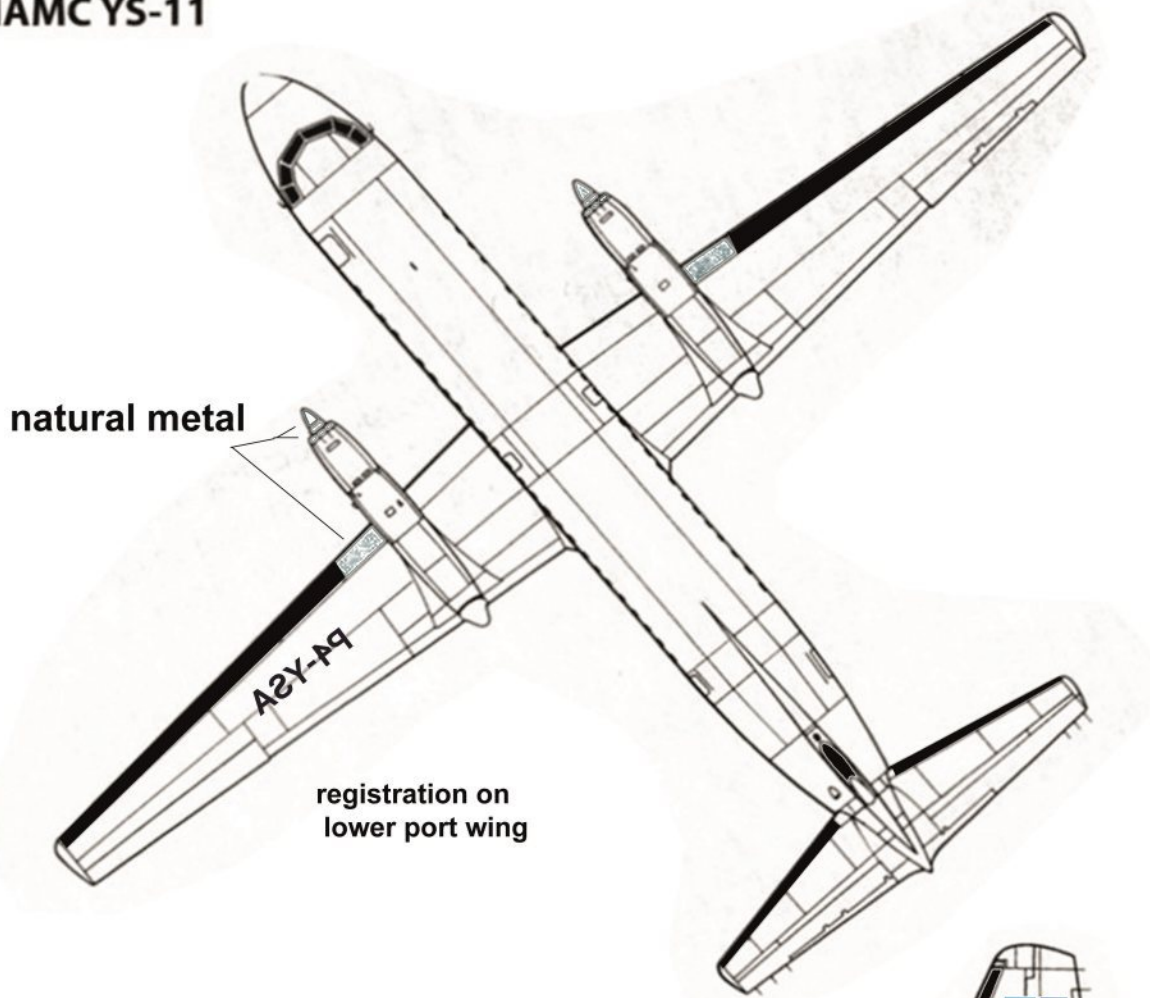
[https://en.wikipedia.org/wiki/NAMC\\_YS-11](https://en.wikipedia.org/wiki/NAMC_YS-11)

[https://en.wikipedia.org/wiki/Air\\_Aruba](https://en.wikipedia.org/wiki/Air_Aruba)

On internet it is very easy to find photos by searching... Air Aruba + YS-11 + registration P4-...



### NAMC YS-11



Please visit website: [www.aircraftinplastic.com](http://www.aircraftinplastic.com)



© copyright 2024