

Dornier Do-28D Sky servant of the World armed and support forces: PART 2

Croatia, Greece (Hellas), Serbia, Turkey

HISTORY

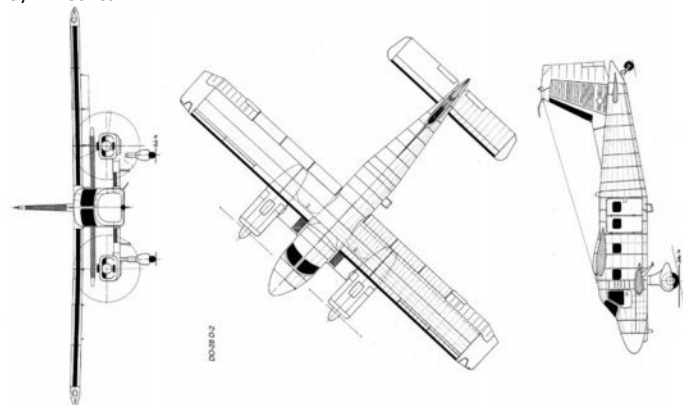
The German company Dornier designed a series of light transport and utility propeller aircraft after the Second World War with STOL capabilities like the Do-27, Do-28 and Do-28 Sky servant. The Do-28 is small twin turboprop utility aircraft that had 2 versions. The Do-28 A/B first flew in 1959 with some 120 manufactured. Then followed the Do-28D named Sky servant with different configuration that first flew in 1966 and later improved as D1 and D2. The Sky servant was flown in over 30 countries in civil and military roles and some 170 were manufactured.

CAMOUFLAGE AND SCHEMES

There is a large variety in Dornier schemes as used by various World air- and government support- forces. It is strongly recommended to study photos in books and internet to pick a particular Dornier and on websites finding a photo is not that difficult. Particular suggestions of each scheme on this decals sheet are also provided.

The precise scheme colours used by a particular Dornier are often unknown. On the decals sheet there may be some small spare decals. The rear emergency break panel has often red corner markings, these are on the sheet as are propeller markings.

On the decals sheet some "white markings" may be provided separately that need to be combined with other decals on the sheet to form a complete marking, particularly for national insignia. Apply first the coloured marking and on top the white outlined marking, align symmetrical.



DECAL APPLICATION

The decal sheet has ONE continuous print film, so each decal needs to be cut out with fine scissors. No other prior decal preparation is needed.

Each cut out decal can be applied as usual after soaking it a short while in water. Decals are EXTREMELY THIN, so slide off from the wet backing sheet on a horizontally held GLOSSY model surface. Do not use tweezers! They will fold doubled!

Note that a decal that contains a white section is often split in two parts. To apply the full decal marking, first set the white decal section at correct position and on top of that the coloured section. On the decals sheet you will often see an "arrow" to indicate this way of application (on white surfaces, the white section is not needed).

After all decals have been applied, finish the model with your preferred final gloss, matt or semi-matt varnish coats. This will also protect all the decals.

MODEL KITS

In 1/72 scale Matchbox from the U.K released a Do-28D-2 Sky servant in 1974 as kit #PK-107. The same kit was also released later by Revell Germany in several releases with different decals as kit #4397, 40102 and 04193.

This decals sheet has markings for the Do-28D (mostly for Do-28D-2).

The first version was the Do-28D-1 with a simple wing and wing fences.

Later the Do-28D-2 came with some modifications: another internal cabin layout and higher take off weight. It got redesigned flaps and the D-1 wing fences were removed and now fitted were fixed leading edge slots on the outboard wing. So check out the details on the particular Dornier.

Note that the pitot tube is situated at the top of the vertical tail.

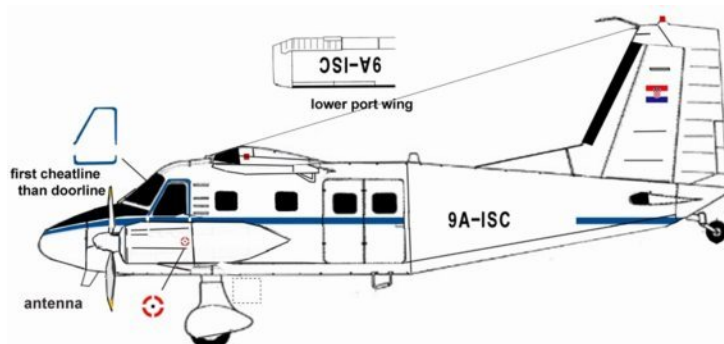
My website AircraftinPlastic.com can help building your model.



Reference: Scalemates.com

Croatia

Do-28D-2 coded 9A-ISC c/n 4178 was manufactured in 1974 (and used by West-German Bundesministerium coded 59+03). In 1993 the plane was purchased by Croatia Government and after servicing flown in to Croatia March 1994. This was during the Yugoslav War of the 1990s. It was flown by the Croatia Independent Aviation Corps. Eventually it and got an overall colour of white with some blue cheatlines. The side cockpit window also has a blue cheatline (with white inside window borders).



The leading edges of wing (full span), horizontal stabilizers and tail are black. The cheatline decals need to be trimmed to correct lengths. The registration is below the port wing, unclear if also on top of the wing. Spinners are white, propeller blades light gull grey with yellow tips. A wire antenna runs from tail to forward fuselage.

Greece (Hellas)

Some 16 Do-28D-2 were flown in Greece Air Force "Elliniki Polemiki Aeroporia" (EPA) from 1978 until 2010 and many were flown by the 355 tactical transport squadron. The had the standard configuration.

Do-28D-2 c/n 4094 coded 40+94 has the later "Vietnam like" camouflage scheme of dark green FS34079, medium green FS34102, tan brown FS30219 and lower surfaces light grey FS36622. The leading edges of wing (full span), horizontal stabilizers and tail are black. Wing has 2 x 2 roundels. A single long wire antenna runs from tail to forward fuselage.



Serbia

The Serbia air force operated a pair of Do-28D-2. Little is known about their history.

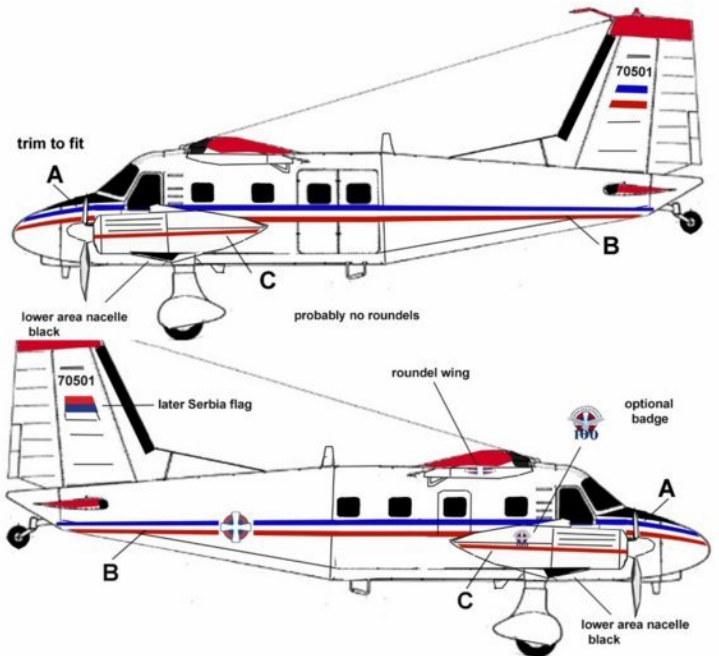
Do-28D-2 c/n 4304 coded 70501 is shown in 2 schemes:

[1] first scheme with no roundels

[2] later scheme with later style Serbia flag and roundels as seen in 2012.

Overall colour is gloss white with red panels at tail top, stabilizer tips and wing tips. Cheatlines are seen and red lines on nacelles. The leading edges of wing (full span), horizontal stabilizers and tail are black. Spinners are white, propeller blades light gull grey with white-gull grey-white propeller tips. A single long wire antenna runs from tail to forward fuselage. Trim the cheatlines to fit.

For the second scheme roundels are used, adjust the fuselage cheat lines. There is an optional "100 years" celebration badge of year 2012 of the Serbia Air Force and Air Defence (Vazduhoplovstvo i protivvazdušna odbrana - V i PVO) .



Turkey (TÜRKİYE)

The Turkish armed forces and support units flew some 12 Do-28D, many were ex-Luftwaffe planes.

[1] Do-28D-2 c/n 4021 coded white 10020 is flown on behalf of the Turkish Army "Kara Kuvvetleri". It is now preserved. It has an overall green finish. Note the white K.K and flag. Spinners are red and probably dark grey propeller blades with red-white tips (or yellow tips). Probably roundel on lower starboard and upper port wing.

[2] Do-28D-2 c/n coded 4004

Overall colour is gloss white with red panels at tail top, stabilizer tips and wing tips. No wheel fairings! The leading edges of wing (full span), horizontal stabilizers and tail are black. It has smart cheat lines, trim to fit. The registration is also on top starboard outboard wing. Spinner and propeller blades light grey. Unclear if roundels are at wing.

[3] Do-28D-2 c/n 4122 coded TC-TRM has a civil registration and is used by the Turkish Aeronautical Association "Türk Hava Kurumu"(THK). Colour scheme similar as [2] above but full cheatlines. But no wheel fairings! (Optional is sister plane Do-28D-2 coded TC-BBB, decals on sheet).

[4 not shown] Also a Do-28D-1 early Sky servant coded TC-TRI was used by the THK with similar scheme as [3]. For the D1, fill the wing slots and make wing span 50cm smaller, so remove 2x 3,5 millimeter at tips. Add 4 wing fences. Sand nacelle ends "a bit pointier".



Please visit website: www.aircraftinplastic.com

